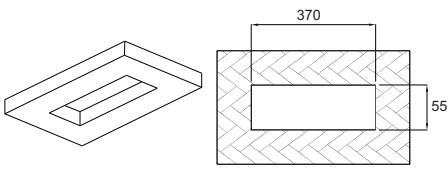


1- MONTAGE DU BLOC

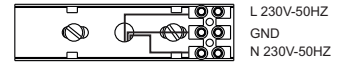
- Réaliser un orifice dans le faux-plafond

1

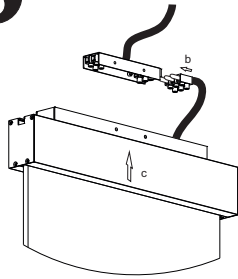


2

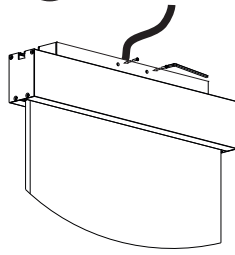
Effectuer le raccordement électrique



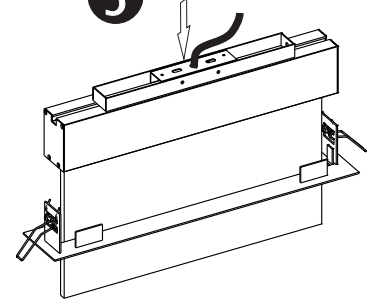
3



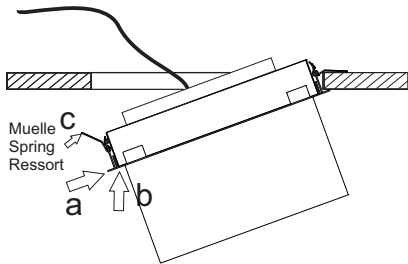
4



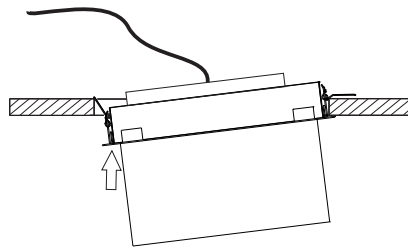
5



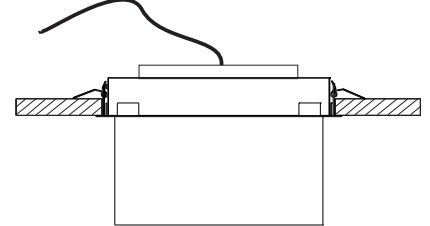
6



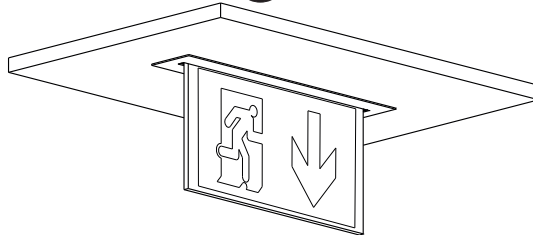
7



8

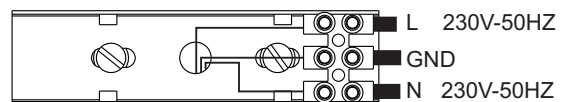
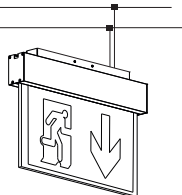







9



2- BRANCHEMENT ÉLECTRIQUE

230 V - 50 Hz



					N° HOMOL.
LSC LLE-33523	45 lm	45 lm	33 x LED Blanches	230V-50Hz	14020 / 649840

ATTENTION: Afin de pouvoir réaliser un correct entretien il faut conserver ce mode d'emploi. L'installation et l'entretien du luminaire ne doit être effectué par du personnel qualifié

**POUR TOUS RENSEIGNEMENTS TECHNIQUES
APPELEZ AU 0 825 00 33 77**